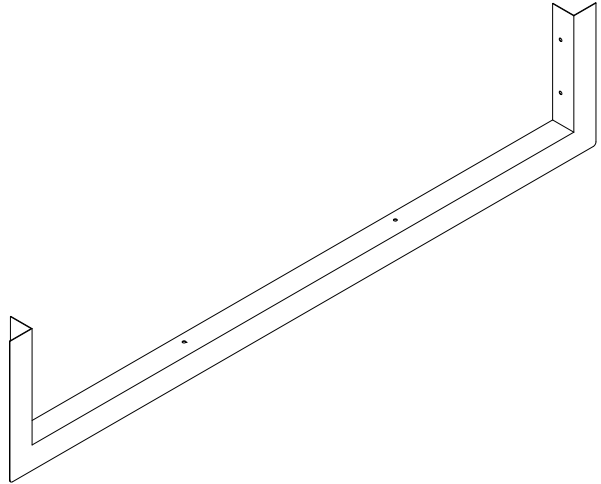
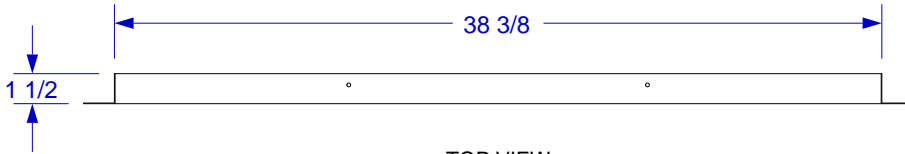




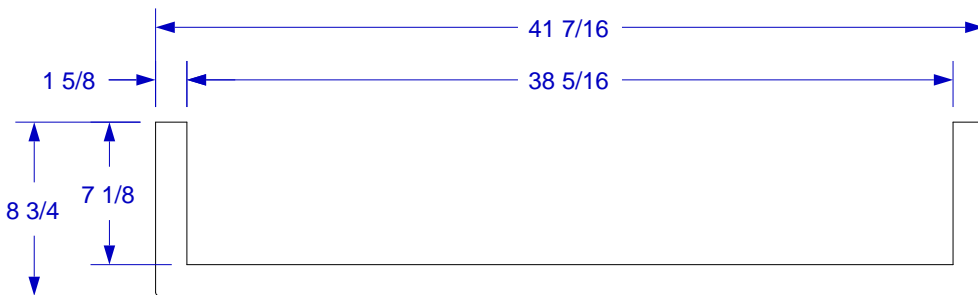
SPEC SHEET  
ITEM# 58726  
38 INCH FINISHING  
FRAME  
FOR BRAHMA  
AND RENEGADE GRILLS



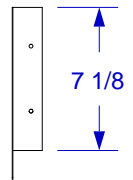
ISOMETRIC VIEW



TOP VIEW



FRONT VIEW



RIGHT SIDE VIEW

NOTES:

1. ALL DIMENSIONS ARE INCHES
2. INSTALLATION CUTOUT DIMENSIONS ARE 38.5 WIDE X 7 5/8 LONG X 2 DEEP